



































Upgrade Matrix

	CorelDRAW [®] Technical Suite X7	CorelDRAW [®] Technical Suite X6	Corel DESIGNER [®] Technical Suite X5	Corel DESIGNER [®] Technical Suite X4	Corel DESIGNER [®] Technical Suite 12
Access and repurpose technical design assets					
Compatibility with latest file formats Choose from more than 100 up-to-date vector graphics, bitmap image, document and other data file formats supported for import and export capabilities. Expanded file format support include .SVG, .CGM, .DWG and .DXF, .PDF, TIFF and Adobe CS/CC (AI, PSD).	100+ ENHANCED!	100+	100+	100+	100+
Corel[®] CONNECT™ content organizer Search your computer, local network, an external storage device, or online sources to quickly find the perfect complement for a technical drawing.	✓ ENHANCED!	✓	✓		
Content Exchange Access and share all types of content with the built-in Content Exchange, including various fills, high-quality clip art and professional templates.	✓ NEW!				
AutoCAD .DWG / .DXF support Improved and updated support for .DWG (AutoCAD, CorelCAD™ and others) and .DXF ensures easy, error-free data conversion. Enhanced support for editable dimensions in .DWG/.DXF files on import and export.	✓ ENHANCED! (R2.5 – R2015)	✓ (r2.5 – v2013)	✓ (r2.5 – v2010)	✓ (r2.5 – v2009)	✓ (r2.5 – v2006)
Micrografx Designer support (DSF, DRW, DS4) Backward compatibility with Micrografx Designer helps you work seamlessly with legacy files.	✓	✓	✓	✓	✓
3D import Import, view and modify 3D models, including AutoCAD DWG and DXF, 3D Studio (3DS), and Virtual Reality Modelling Language (VRML).	✓	✓	✓	✓	
Large thumbnail previews Quickly and easily find, preview, and organize your content.	✓	✓	✓	✓	
RAW camera support Import and adjust RAW camera files directly from your digital camera, and preview changes in real time.	(> 25 new camera models supported)	(> 20 new camera models supported)	(> 30 new camera models supported)	(> 300 D-SLR models supported)	
Vectorization of scanned blueprints Smoothly convert bitmaps and scanned images into editable vector graphics.	✓ PowerTRACE [®] X7	✓ PowerTRACE [®] X6	✓ PowerTRACE [®] X5	✓ PowerTRACE [®] X4	(✓)

	CorelDRAW® Technical Suite X7	CorelDRAW® Technical Suite X6	Corel DESIGNER® Technical Suite X5	Corel DESIGNER® Technical Suite X4	Corel DESIGNER® Technical Suite 12
Access and repurpose technical design assets					
Native 3D CAD support (optional add-on) Open and work with the latest 3D CAD file formats, including CATIA, PTC Creo (formerly Pro/ENGINEER), SolidWorks, Inventor, NX, IGES, STEP, JT and more.	 ENHANCED! (Lattice3D Studio CAD Corel Edition)	 (XVL Studio 3D CAD Corel Edition)	 (Deep Exploration™ 6.5 CCE)	 (Deep Exploration™ 5.7 CCE)	 (Corel DESIGNER Professional)
Create technical illustrations with precision					
Outline position Capture intended drawing shapes more precisely with the new Outline Position tool.	 NEW!				
Parallel line drawing tool Speed up the creation of technical graphics with the Parallel Drawing mode in Corel DESIGNER X7.	 NEW!				
Insert 3D model Insert a 3D model into a Corel DESIGNER document as an external reference or embed the 3D model (XVL file) in the Corel DESIGNER document.	 ENHANCED!				
Total control over fills and transparency Experience our most powerful fill engine ever, giving you complete control over your fountain, bitmap pattern, vector pattern and hatch fills..	 ENHANCED!				
Equation Editor Manage mathematical formulas as editable elements within technical illustrations using the newly integrated Equation Editor.	 NEW!				
Connector line tools Quickly and easily add advanced connector lines to flowcharts and business diagrams.					
Projected dimensions The projected dimension options eliminate the need to draw and project dimension objects in multiple steps.					
Drawing scale control Manipulate the drawing scale from the toolbar at any time for precise technical illustrations.					
Object origin control Save time and gain precision when moving or scaling objects by using a specific origin.					
Dynamic guides and alignment tools Temporary guidelines appear when you create, resize, or move objects with suggested alignments to existing elements. Gravity snapping, dynamic guidelines and the new alignment guides help position objects precisely in relation to other objects.	 ENHANCED!				









	CorelDRAW® Technical Suite X7	CorelDRAW® Technical Suite X6	Corel DESIGNER® Technical Suite X5	Corel DESIGNER® Technical Suite X4	Corel DESIGNER® Technical Suite 12
Create technical illustrations with precision					
Hatch fills Fill objects with vector hatch patterns to clearly distinguish materials or object relationships.	✓	✓	✓	✓	✓
Callout tools Add callouts in a single click, with leader lines, halos, text and more. Dynamic callouts link to source object metadata to make updating callouts fast and easy.	✓	✓	(✓)	(✓)	(✓)
Hotspot capabilities Use the Object Data Manager in Corel DESIGNER to add interactive functionality to callout and other graphical shapes within technical publications.	✓ ENHANCED!	✓	(✓)	(✓)	(✓)
Optimize geometric objects Convert curves to ellipses and fix disconnected curves by using the advanced Join Curves docker.	✓	✓	✓	(✓)	(✓)
Geometric information dialog box Access geometric information, such as the length, perimeter, and area of objects.	✓	✓	✓	✓	
Live-preview precision illustration Use the Object Coordinates docker to specify coordinates for new or modified objects with onscreen preview to immediately see the results of changes.	✓ ENHANCED!	✓	✓	(✓)	
Smart Fill tool Quickly apply a fill to any enclosed area of an object.	✓	✓	✓	✓	
Tables Create and import tables to provide a structured layout for text and graphics.	✓	✓	✓	✓	
Halos on curves Ensure that diagrams, instructions, and flowcharts are easy to read by using halos on curves.	✓	✓	✓	✓	
Photo editing Use a professional image editor to adjust and refine photos and images.	✓ (Corel PHOTO-PAINT X7)	✓ (Corel PHOTO-PAINT X6)	✓ (Corel PHOTO-PAINT X5)	✓ (Corel PHOTO-PAINT X4)	✓ (Corel PHOTO-PAINT 12)
Unsharp Mask Lens Sharpen photos by increasing the contrast of adjacent pixels while preserving both high- and low-frequency details, such as edges and large structures.	✓ NEW!				


✓ = Feature included (✓) = Limited feature availability

	CorelDRAW® Technical Suite X7	CorelDRAW® Technical Suite X6	Corel DESIGNER® Technical Suite X5	Corel DESIGNER® Technical Suite X4	Corel DESIGNER® Technical Suite 12
Create technical illustrations with precision					
Planar Mask tool Use the new Planar Mask tool in Corel PHOTO-PAINT to define a feathered editable area along parallel lines. When combined with a blur effect, you can simulate depth of field, giving focus to a particular object while blurring areas outside the planar mask.	✓ NEW!				
Lens corrections Adjust your images to remove pincushion and barrel distortions with the new Correct lens distortion slider in the Straighten Image dialog box.	✓ NEW!				
Smart Carver Easily remove unwanted areas from a photo and simultaneously adjust the photo's aspect ratio.	✓	✓			
Straighten image Quickly and easily straighten images with interactive controls.	✓	✓	✓	✓	
Image Adjustment Lab Easily and efficiently adjust photos with the powerful Corel PHOTO-PAINT application.	✓	✓	✓	✓	
Cutout Lab Draw a line with a marker around a selection and let this tool efficiently determine the background to be removed from the relevant portion of a photograph to be used	✓	✓	✓	✓	✓
QR Code generator Create time-saving QR codes with Corel DESIGNER X7 and add scalable QR codes to a drawing. (Internet connection required for validation)	✓ NEW!				
Maintain style and consistency					
Easy color harmony editing View, arrange and edit color styles and harmonies with the enhanced Color Styles docker. Specify brightness value and preserve saturation and hue while adjusting a color.	✓ ENHANCED!	✓			
Easy font preview and advanced character tools Find the perfect font with the new Font Playground. Preview and experiment with different fonts before using them in your designs.	✓ NEW!				
Object Styles and Style Sets Ensure consistent styles, including externally referenced symbols, and layout throughout your design projects. Use Style Sets to make edits once to have changes applied instantly throughout a project.	✓ ENHANCED!	✓			

	CorelDRAW® Technical Suite X7	CorelDRAW® Technical Suite X6	Corel DESIGNER® Technical Suite X5	Corel DESIGNER® Technical Suite X4	Corel DESIGNER® Technical Suite 12
Maintain style and consistency					
Page numbering Add page numbers on all pages of a document, starting on a specific page, or with a particular number. Numbers are automatically updated when you add or delete pages.	✓	✓			
Master Layers Incorporate page-specific headers, footers and page numbers into technical communication documents.	✓	✓	(✓)	(✓)	(✓)
Publish to technical communication standards					
3D PDF Publishing Publish to 3D PDF with interactive viewing of 3D content in combination with other visual and text elements.	✓ NEW!				
Translation Memory System (TMS) support Reach a worldwide audience with a new option that allows you to send text content from your graphics file in Corel DESIGNER to Translation Memory Systems (TMS) using XLIFF standard, and receive translated content from TMS.	✓ NEW!				
CGM v4 (WebCGM, ATA Grexchange, ActiveCGM) Work with industry-standard CGM profiles for interactive technical documentation with hotspots	✓	✓	✓	✓	(✓)
WebCGM 2.0, 2.1 + S1000D support Create, interchange, and deliver standardized technical illustrations for Interactive Electronic Technical Manuals (IETM) and Illustrated Parts Catalogs (IPC).	✓ ENHANCED!	✓	✓		
EPS Level 3 support Import and output Postscript 3 files with full support.	✓	✓	✓	(✓)	(✓)
SVG output Publish SVG, the HTML 5 supported vector graphics file format for online publication of scalable graphics. When automated as a background task, it enables advanced integration with Technical Authoring systems and any Content Management System (CMS).	✓	✓	✓	✓	✓ (SVG 1.1)
Export for Web assistance Compare the results of various filter settings to determine the best output format with the Export for Web dialog box.	✓	✓	✓		
PDF output Output PDF files, with support for latest Adobe Acrobat files, heightened security encryption, and the ISO-compliant PDF/A archiving format.	✓	✓ (Adobe Acrobat X support)	✓ (PDF 1.7, PDF/A)	(✓) (PDF 1.5)	(✓) (PDF 1.4)

	CorelDRAW® Technical Suite X7	CorelDRAW® Technical Suite X6	Corel DESIGNER® Technical Suite X5	Corel DESIGNER® Technical Suite X4	Corel DESIGNER® Technical Suite 12
Publish to technical communication standards					
Complex script support Built-in complex script support ensures proper typesetting for glyphs used by Asian and Middle Eastern languages.	✓ ENHANCED!	✓			
Publish 3D online and to mobile devices Save 3D models to XVL format and share 3D visualizations online or on mobile devices with free Lattice3D Player and iXVL apps.	✓	✓			
Performance, speed and efficiency					
Redesigned, fully customizable user interface Set up your personal workspace to fully leverage the option of multiple displays.	✓ NEW!				
Optimized for high-resolution screens	✓ NEW!				
Windows 8.1 and 8 compatibility Work in the latest Windows environment and enjoy support for touch-screen navigation.	✓ (Windows 8.1)	✓ (Windows 8)	(✓) (Windows 7)		
Native 64-bit computing Benefit from the speed of native 64-bit applications when processing large files and images.	✓	✓			
Freehand Pick tool Use the Freehand Pick tool to select an object or group of objects by dragging a freehand marquee around them.	✓	✓			
Symbols (referenced graphics objects) Reduce file size and work on common objects by defining and updating an object once and reusing it many times. Access more than 4,000 symbols through built-in symbol libraries, and create custom libraries for standard components.	✓	✓	✓	✓	(✓)
CorelDRAW® included Take on a wide range of vector illustration and page layout projects with graphic design powerhouse CorelDRAW.	✓ (CorelDRAW X7)	✓ (CorelDRAW X6)	✓ (CorelDRAW X5)		
Website creation tools Easily design, build, and maintain web pages without having to learn how to code with Corel® Website Creator™.	✓ ENHANCED!	✓			
Automation capabilities Create macros and add-ins using the built-in automation interface. Easily create connections to Content Management Systems (CMS), Product Lifecycle Management (PLM) and Product Data Management (PDM) Systems	✓ (VBA 7.1 & VSTA 2012)	✓ (Microsoft Visual Basic for Applications (VBA) 7.1)	✓ (VBA 6.4 & Microsoft Visual Studio® Tools for Applications (VSTA) 2.0)	✓ (VBA 6.4)	✓ (VBA 6.3)

	CorelDRAW® Technical Suite X7	CorelDRAW® Technical Suite X6	Corel DESIGNER® Technical Suite X5	Corel DESIGNER® Technical Suite X4	Corel DESIGNER® Technical Suite 12
Membership and Licensing options					
Standard Membership opportunities Sign up for a free membership to stay up-to-date with all the latest news for CorelDRAW Technical Suite	 NEW!				
Premium Membership opportunities Get even more benefits with a Premium Membership, such as premium online content and early access to new features for CorelDRAW Technical Suite.	 NEW!				
Permanent Licensing option Purchase a permanent license, with purchase of a box/download or volume license, to own the software for perpetual use.	 ENHANCED! (with membership options)				
Subscription Licensing option Get more out of your CorelDRAW Technical Suite product with a new subscription offer for single-user or multi-seat licenses. Flexible payment options, monthly or annual, give you another choice to use the software your way. Enjoy the benefits of a Premium Membership for the subscription term.	 NEW!				

 = Feature included
  = Limited feature availability